



COMPSTAT

MARCH 2023

PATROL

CRIME
STATISTICS

SPECIAL
ASSIGNMENTS

DISPATCH &
RECORDS



PATROL STATISTICS

**DAY
SHIFT A**

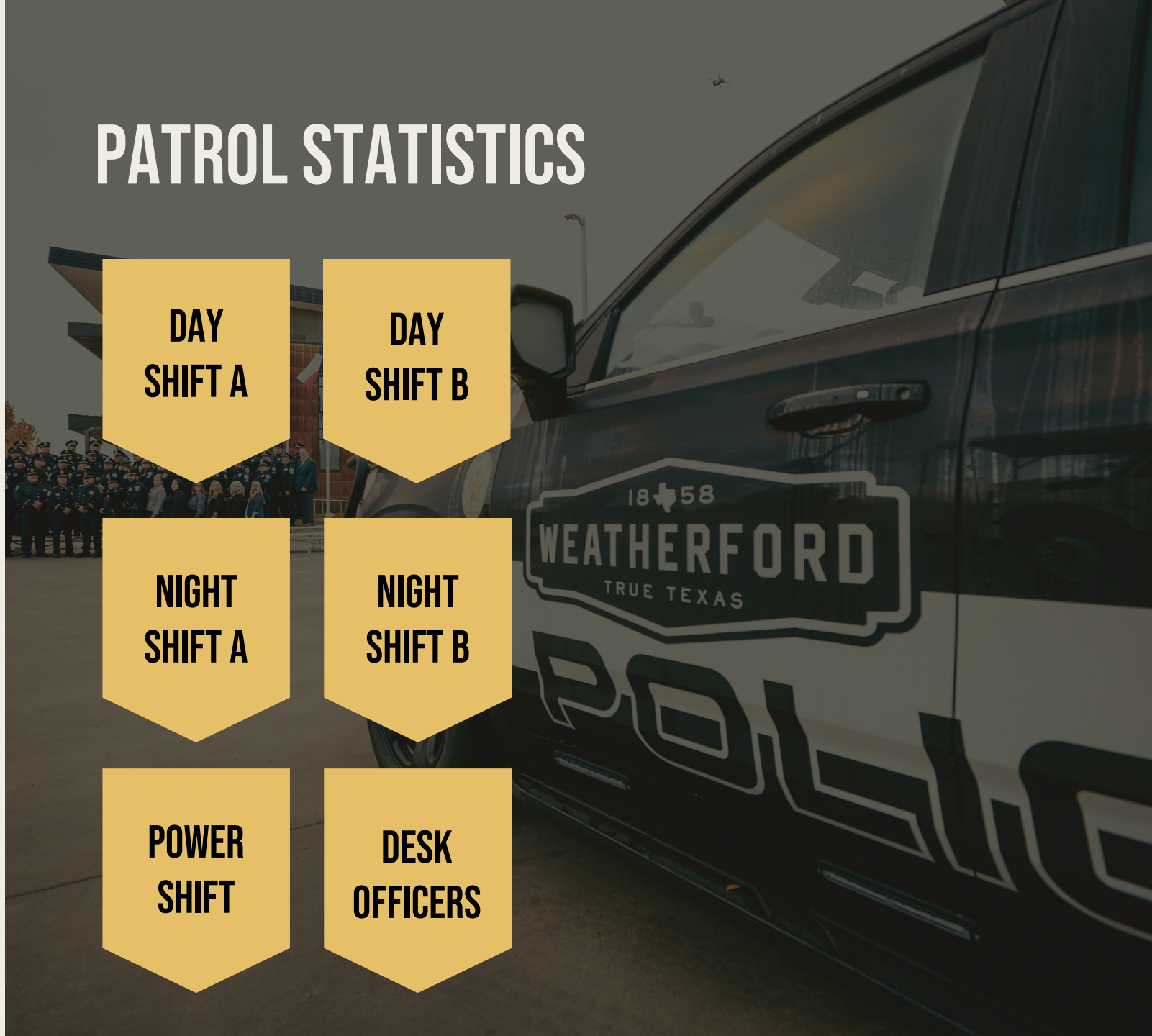
**DAY
SHIFT B**

**NIGHT
SHIFT A**

**NIGHT
SHIFT B**

**POWER
SHIFT**


**DESK
OFFICERS**



DAY SHIFT A



993
CALLS FOR SERVICE



318
TRAFFIC STOPS



23
REPORTS



8
ARRESTS

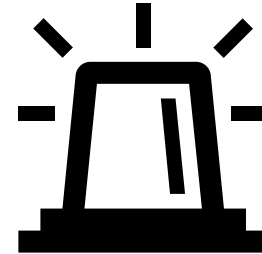


44
ACCIDENTS

DAY SHIFT B



914
CALLS FOR SERVICE



328
TRAFFIC STOPS



45
REPORTS



11
ARRESTS

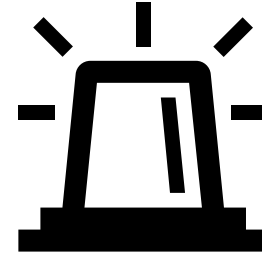


48
ACCIDENTS

NIGHT SHIFT A



758
CALLS FOR SERVICE



299
TRAFFIC STOPS



40
REPORTS



27
ARRESTS

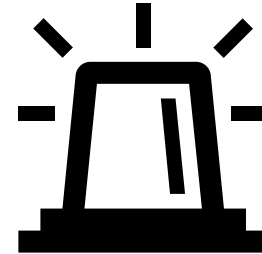


14
ACCIDENTS

NIGHT SHIFT B



975
CALLS FOR SERVICE



422
TRAFFIC STOPS



45
REPORTS



23
ARRESTS




22
ACCIDENTS

POWER SHIFT



239
CALLS FOR SERVICE



92
TRAFFIC



17
REPORTS



5
ARRESTS



5
ACCIDENTS



4,391
CALLS FOR SERVICE



1,521
TRAFFIC STOPS



193
CITATIONS



119
WARNINGS



1,082
VERBAL WARNINGS

	Previous Month February	Current Month March	YTD 2023	March 2022	March 2021	March 2020	3-yr Avg	% Change
Calls for Service	3,729	4,391	8,120	3,984	2,806	4,119	3,636	10%
Traffic Stops	1,336	1,521	2,857	1,704	839	616	1,053	-11%
Citations	168	193	361	218	97	129	148	-11%
Warnings	107	119	226	344	146	24	171	-65%
Verbal Warnings	996	1,082	2,078	1,094	533	463	697	-1%



82

TOTAL ACCIDENTS



17

I-20 ACCIDENTS



1

DWI RELATED
CRASH



238

REPORTS



113

ARRESTS



10

DWI
ARRESTS

	Previous Month February	Current Month March	YTD 2023	March 2022	March 2021	March 2020	3-yr Avg	% Change
Total Accidents	76	82	158	111	87	80	93	-26%
I-20 Accidents	13	17	30	37	24	26	29	-54%
DWI Related Crashes	0	1	1	2	3	4	3	-50%
Reports	210	238	448	296	232	240	256	-20%
Arrests	79	113	192	128	92	90	103	-12%
DWI Arrests	13	10	23	12	6	14	11	-17%



3

VEHICLE
BURGLARIES




1

BUILDING
BURGLARIES



3

HABITATION
BURGLARIES



39

THEFTS



6

CRIMINAL
MISCHIEF

	Previous Month February	Current Month March	YTD 2023	March 2022	March 2021	March 2020	3-yr Avg	% Change
BMV	2	3	5	21	6	15	14	-86%
Burg. Building	2	1	3	5	5	1	4	-80%
Burg. Habitation	3	3	6	1	3	4	3	200%
Theft	50	39	89	32	42	41	38	22%
Criminal Mischief	4	6	10	15	6	7	9	-60%



72
GENERAL
DISTURBANCES



52
DOMESTIC
DISTURBANCES



28
ASSAULTS

	Previous Month February	Current Month March	YTD 2023	March 2022	March 2021	March 2020	3-yr Avg	% Change
General Disturbances	72	72	144	56	49	92	66	29%
Domestic Disturbances	40	52	92	72	55	51	59	-28%
Assaults	27	28	55	32	28	23	28	-13%



23
HOMELESS

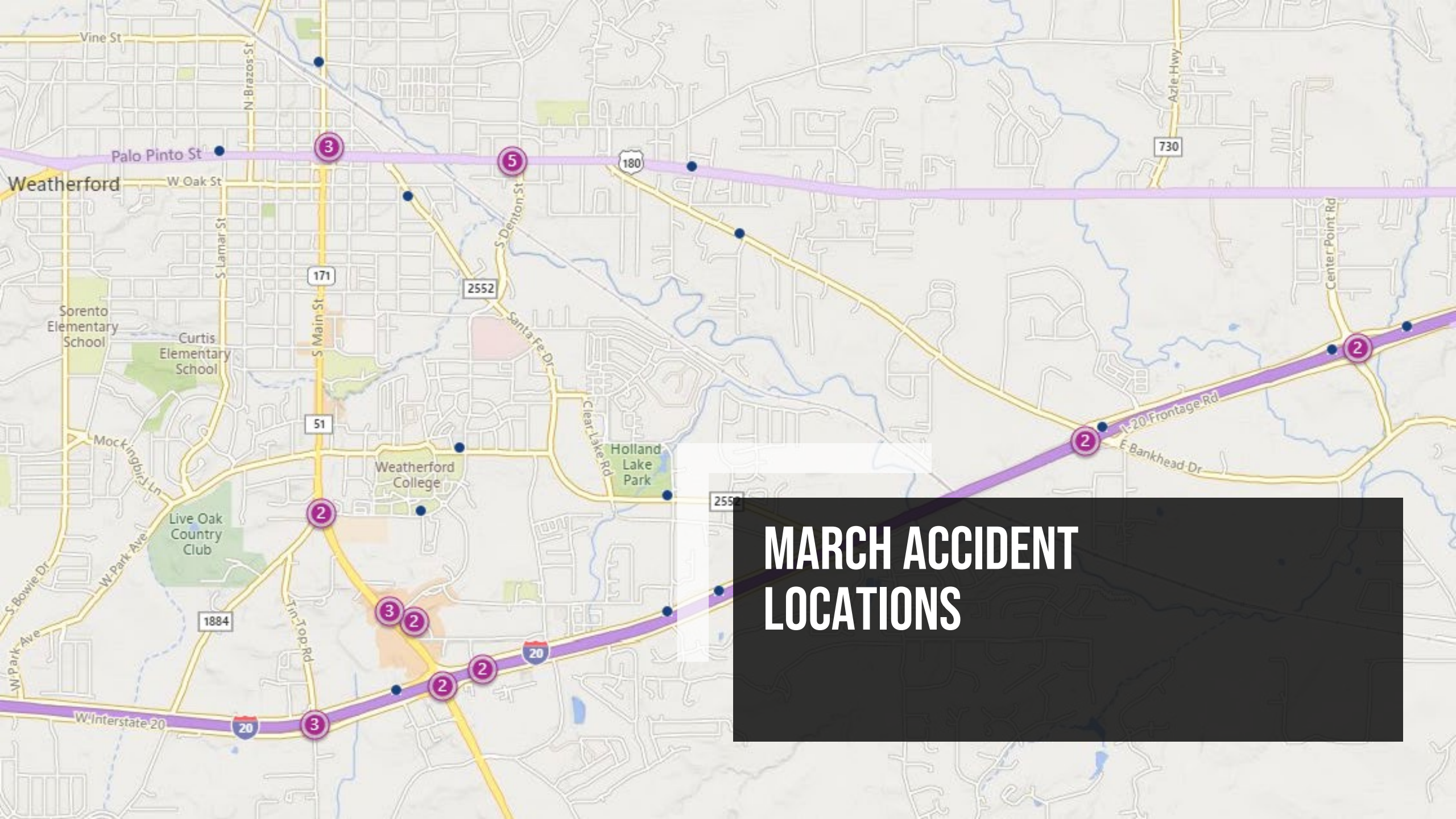


18
PANHANDLING

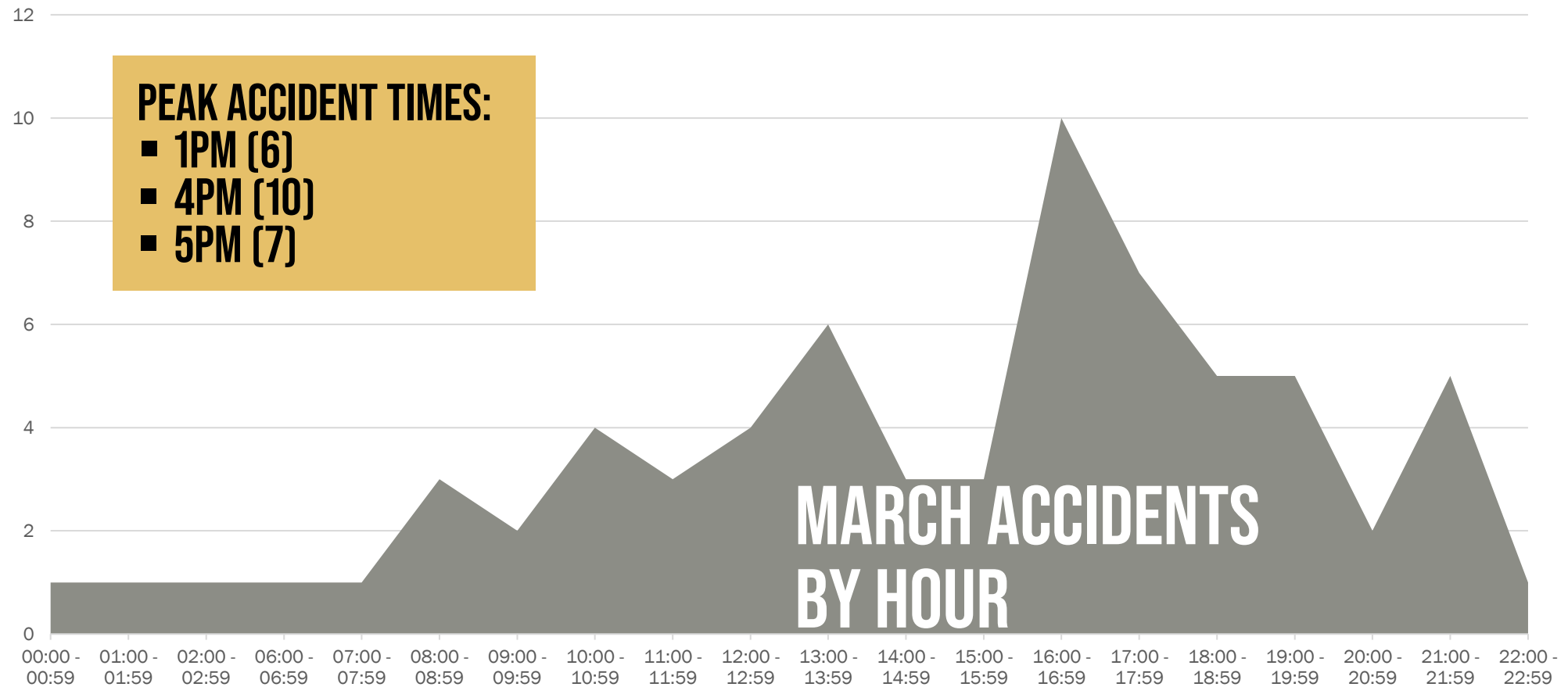


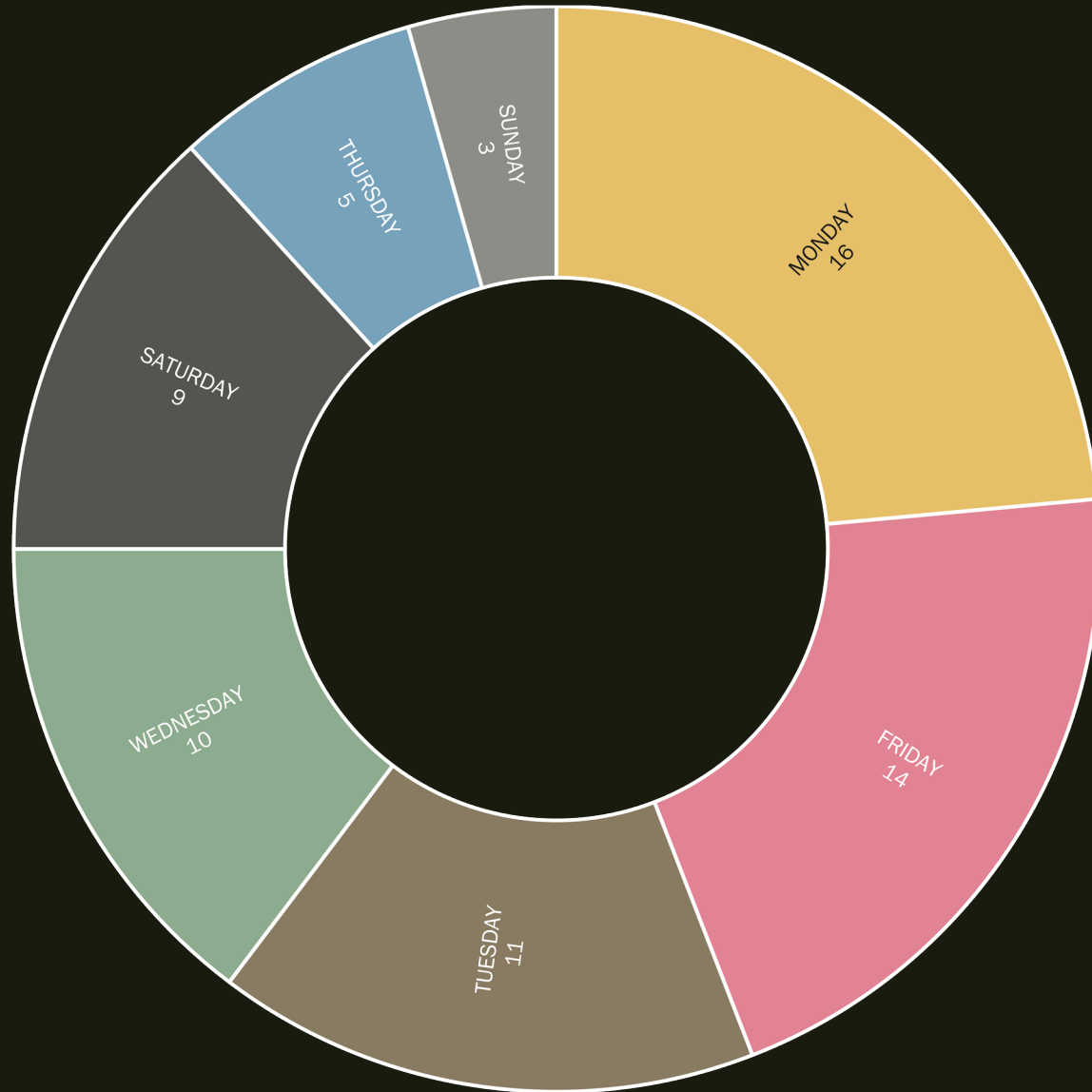
108
WELFARE CALLS

	Previous Month February	Current Month March	YTD 2023	March 2022	March 2021	March 2020	3-yr Avg	% Change
Homeless	21	23	44	12	17	27	19	92%
Panhandling	22	18	40	20	11	12	14	-10%
Welfare Calls	74	108	182	113	73	84	90	-4%



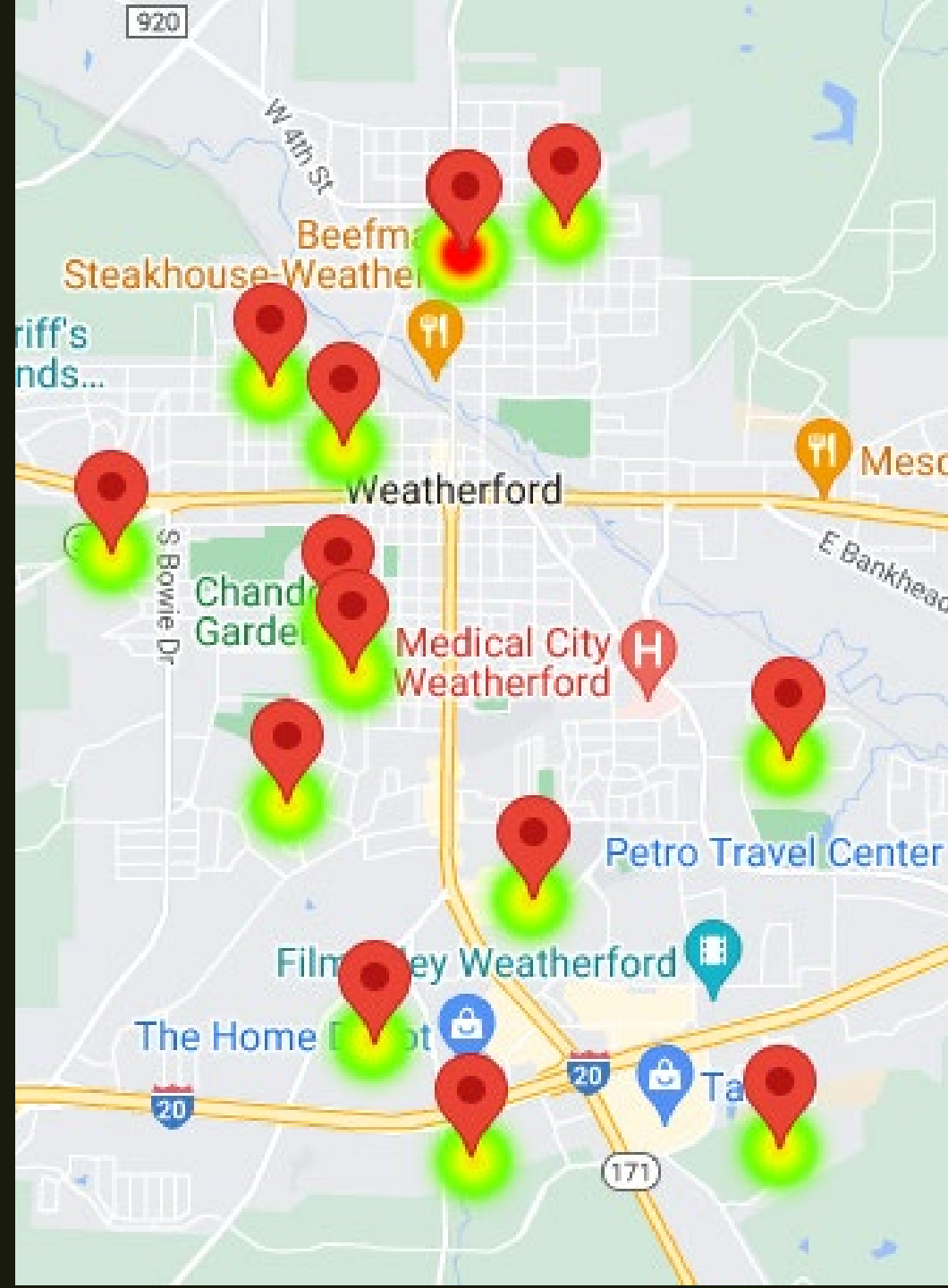
MARCH ACCIDENT LOCATIONS

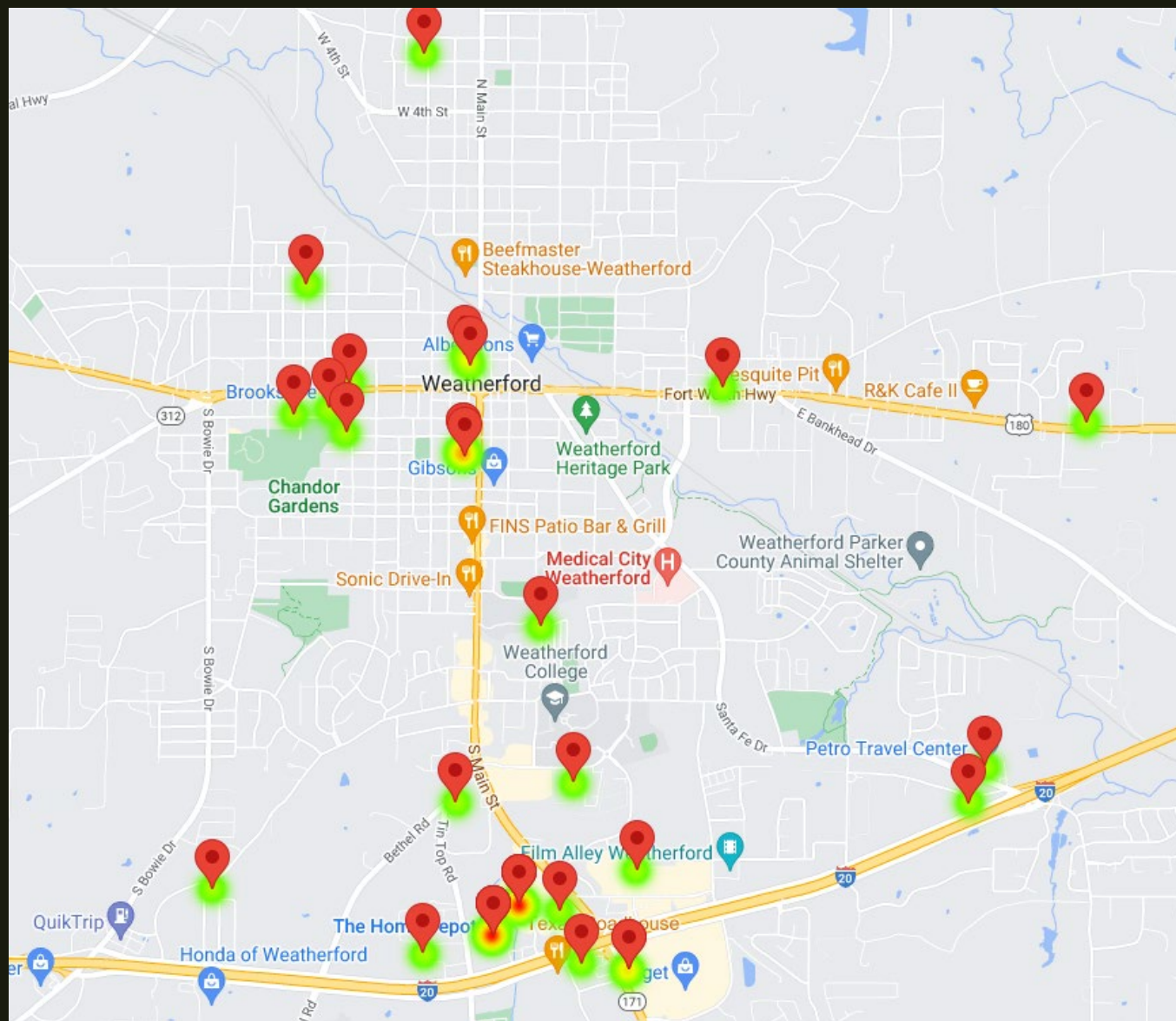




MARCH ACCIDENTS BY DAY

BURGLARY OF HABITATION REPORTS SINCE NOVEMBER





THEFT REPORTS IN MARCH



SPECIAL ASSIGNMENTS

CID

SRO

**STREET
CRIMES**



CID ACTIVITY

- ASSIGNED AN AVERAGE OF 12 CASES EACH OR AN AVERAGE OF 1 CASE PER WORKDAY.
- SUCCESSFUL INVENTORY OF GUN, MONEY, & DRUGS IN EVIDENCE ROOM.
- DETECTIVES ATTENDED SPRING FIREARMS TRAINING AND MOBILE FIELD FORCE
- PEER SUPPORT MEETING



27
PROPERTY CRIMES

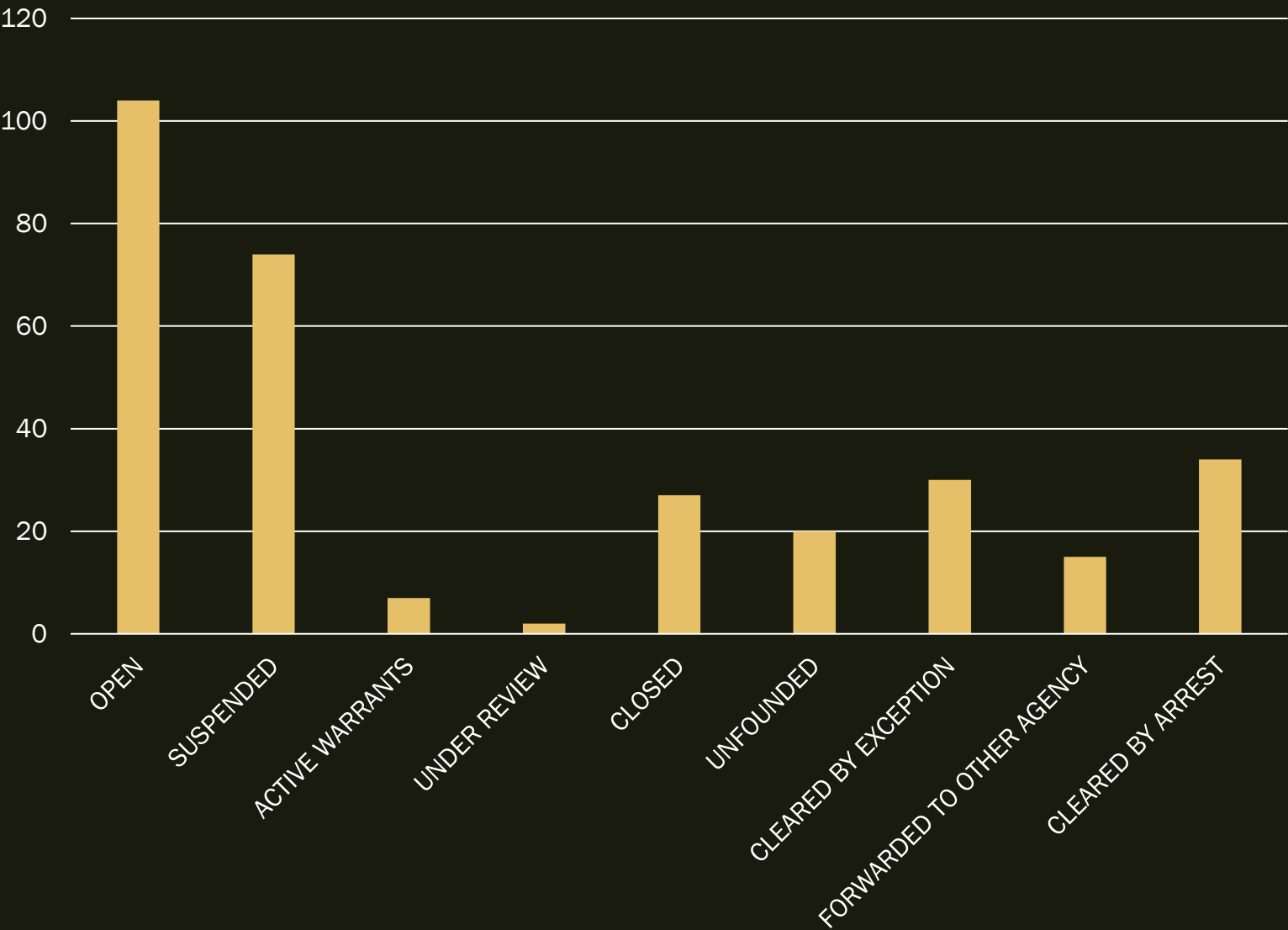


46
PERSONS CRIMES



19
FINANCIAL CRIMES


UNIT CLEARANCE RATE = 36.83%



TOTAL CASES	313
OPEN	104
SUSPENDED	74
ACTIVE WARRANTS	7
UNDER REVIEW	2
CLOSED	27
UNFOUNDED	20
CLEARED BY EXCEPTION	30
FORWARDED TO OTHER AGENCY	15
CLEARED BY ARREST	34



STREET CRIMES UNIT



44
TRAFFIC STOPS




27
NON-TRAFFIC CFS



14
OPEN CASES



2
WARRANTS ISSUED



4
K9 DEPLOYMENTS



3
CRIMESTOPPERS
TIPS ASSIGNED



2
CRIMESTOPPERS
TIPS CLOSED



8
ARRESTS



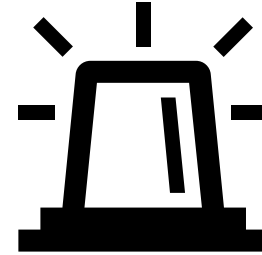
1
SEARCH
WARRANTS



SCHOOL RESOURCE OFFICERS



264
CALLS FOR SERVICE



20
GENERAL



21
REPORTS



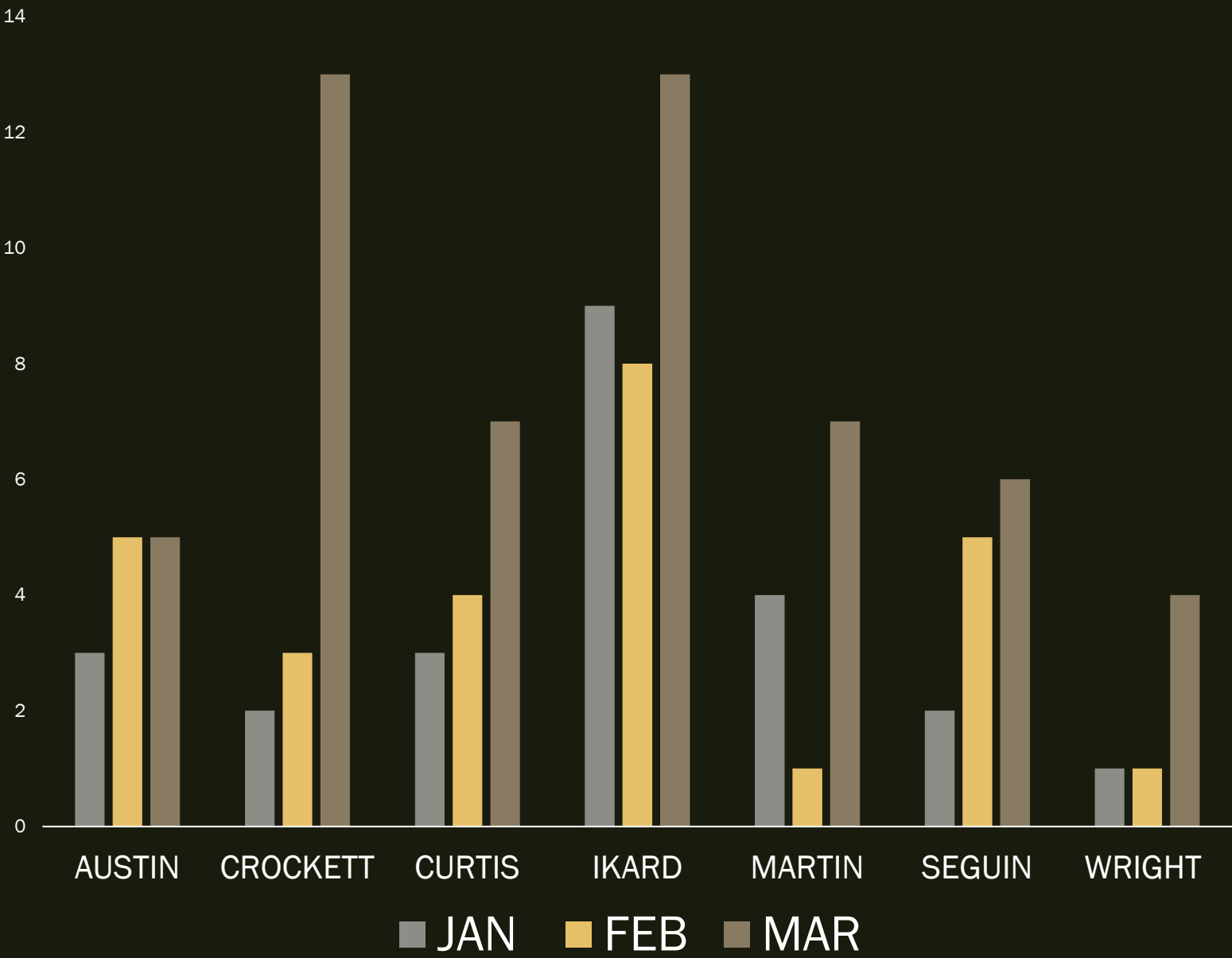
9
ARRESTS



2
ACCIDENTS



ACTIVITY PER CAMPUS



ELEMENTARY





4

AUSTIN
ELEMENTARY



17

CROCKET
ELEMENTARY




7

CURTIS
ELEMENTARY



22

IKARD
ELEMENTARY



8

MARTIN
ELEMENTARY



7

SEGUIN
ELEMENTARY


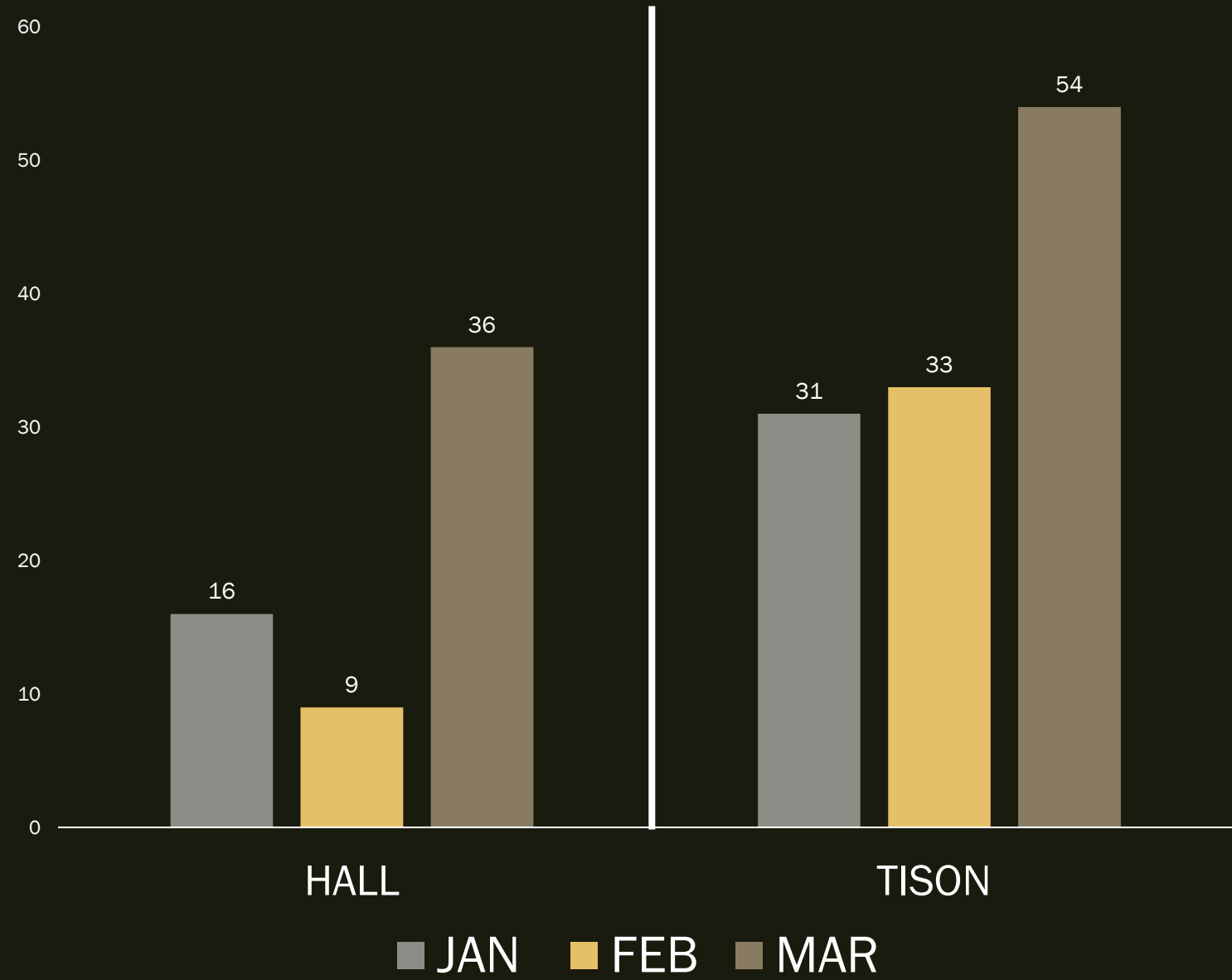


3

WRIGHT
ELEMENTARY

	AUSTIN	CROCKET	CURTIS	IKARD	MARTIN	SEGUIN	WRIGHT
SPRING YTD 2022	4	3	3	4	2	3	1
SPRING YTD 2023	4	17	7	22	8	7	3
% CHANGE	0%	467%	133%	450%	300%	133%	200%

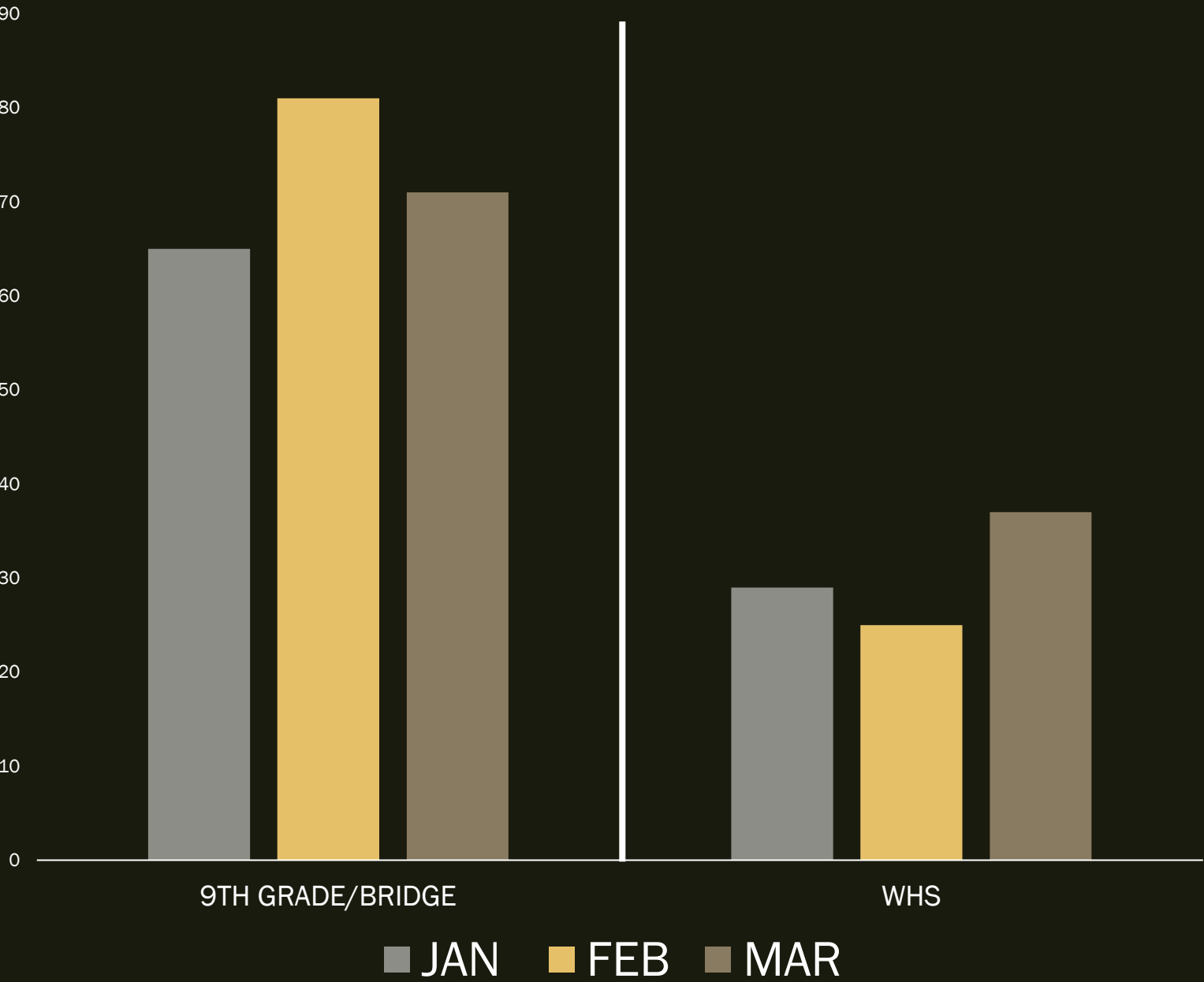
ACTIVITY PER CAMPUS



MIDDLE SCHOOL



ACTIVITY PER CAMPUS



SECONDARY






22
HALL
MIDDLE SCHOOL



41
TISON
MIDDLE SCHOOL



71
NINTH GRADE/
BRIDGE



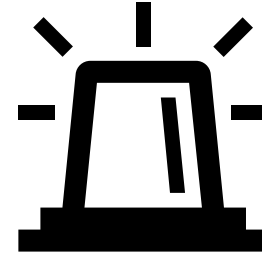
40
HIGH SCHOOL

	HALL	TISON	NINTH GRADE	WHS
JANUARY 2022	7	16	24	24
JANUARY 2023	22	41	71	40
% CHANGE	214%	156%	196%	67%

DISPATCH



6,622
TOTAL CALLS



1,635
911 CALLS



4,987
ADMIN CALLS



HIGHEST CALL VOLUME ON THURSDAY

**98.97% CALLS ANSWERED WITHIN THE NATIONAL
STANDARD OF 4 SECONDS**



RECORDS



61
CASES SENT TO
COUNTY COURT



51
CASES SENT TO
DISTRICT COURT



15
CASES SENT TO
JUVENILE COURT



101
OPEN RECORDS
REQUESTS



6
WARRANTS HELD
IN RECORDS



